




SIGNAGE MOUNTING METHODS



Graphics can be mounted onto surfaces using mechanical fasteners.
Pros- Strongest attachment method, easily removable.
Cons- Visible hardware.




Adhesives provide an alternate mounting method. Options include liquid adhesives like contact cement or construction glue and roll adhesives like double-sided tape and mounting films.
Pros- Can be very strong, some epoxies and tapes are stronger than welding. Invisible.
Cons- May never come off.



In some circumstances studs can be attached to the backs of graphic panels. These studs can be glued into inserts placed in the receiving surface.
Pros- Strong and invisible.
Cons- More expensive, difficult to remove.



French cleats are commonplace for mounting to flat, vertical surfaces. Cleats must be straight and smooth and perfectly aligned.
Pros- Strong and invisible.
Cons- More expensive, graphics cannot be flush to the wall.



Framing systems allow for strong, invisible mechanical fasteners to be used.
Pros- Strong, tamper-proof and invisible fasteners.
Cons- More expensive, and highly visible frame.